

2803/204

**PATTERN CONSTRUCTION II AND  
GRADING TECHNIQUES I PRACTICAL**

June/July 2020

Time: 4 hours



**THE KENYA NATIONAL EXAMINATIONS COUNCIL**

**DIPLOMA IN FASHION DESIGN AND CLOTHING TECHNOLOGY  
MODULE II**

**PATTERN CONSTRUCTION II AND GRADING TECHNIQUES I PRACTICAL**

**4 hours**

**INSTRUCTIONS TO CANDIDATES**

1. *You should have the following items for this examination:*

- (i)  $\frac{1}{4}$  scale ruler/square;
- (ii) French curves;
- (iii) 30 cm ruler;
- (iv) pencils (2H);
- (v) rubber/eraser;
- (vi) a pair of paper scissors;
- (vii) sheets of white plain paper (photocopying type A4);
- (viii) tracing paper;
- (ix) tracing wheel/a pair of compasses;
- (x) paper pins;
- (xi) glue/sellotape.

2. *All stages of pattern development must be clearly shown.*

3. *All measurements used in all grading points must be indicated*

**This paper consists of 4 printed pages.**

**Candidates should check the question paper to ascertain that all the pages are printed as indicated and that no questions are missing.**

## TASKS


1. Using the measurements provided, draft the basic gents' shorts block. (30 marks)

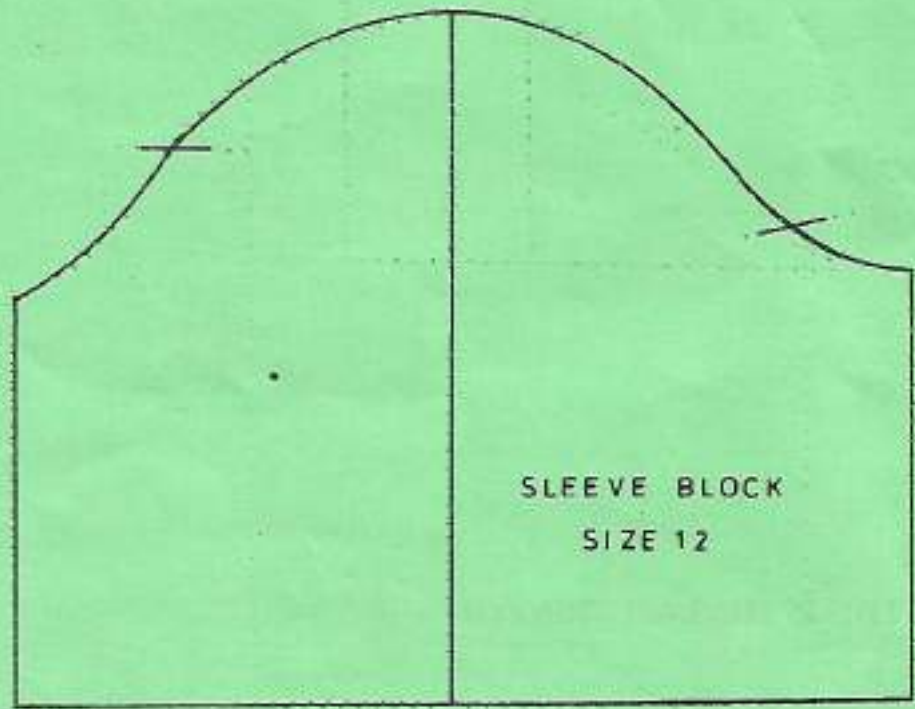
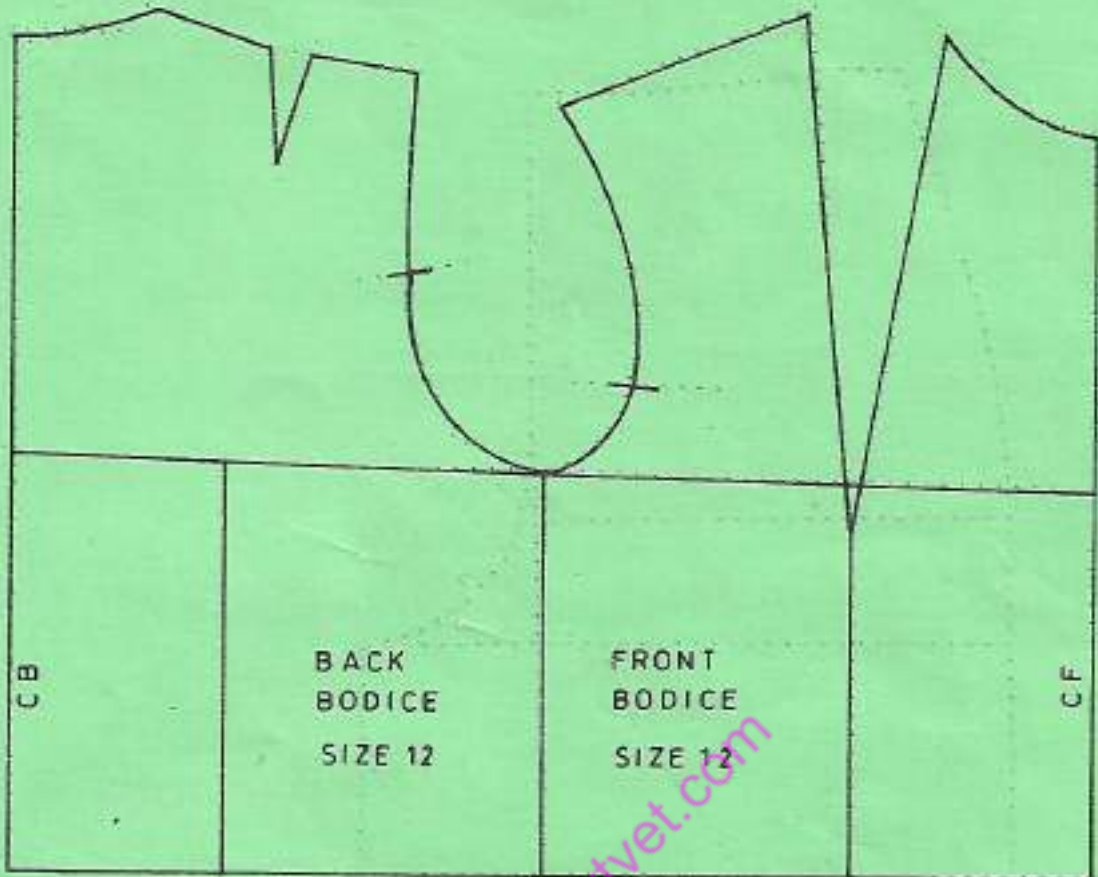
### Measurements

Waist	82 cm
Seat	102 cm
Bottom width	25 cm
Bodyrise	28 cm
Full length	49 cm

2. Trace out the bodice and sleeve blocks provided and develop final patterns for the dress style sketched below. (79  $\frac{1}{2}$  marks)

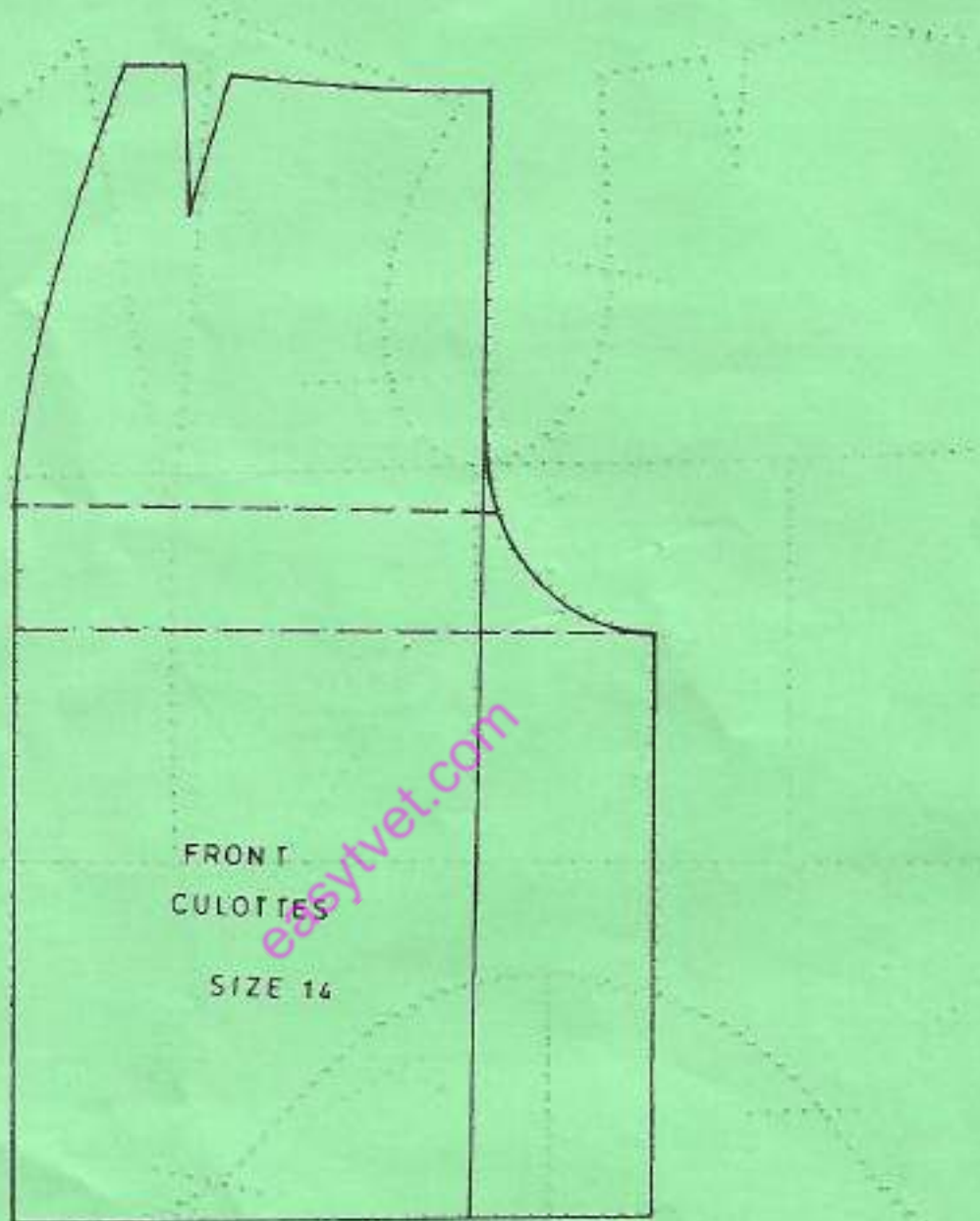
NB: Omit seam and hem allowances.





3. Trace out the culottes block provided and grade one size up.

(20  $\frac{1}{4}$  marks)



**THIS IS THE LAST PRINTED PAGE.**