

2803/204

**PATTERN CONSTRUCTION II AND
GRADING TECHNIQUES I PRACTICAL**

June/July 2021

Time: 4 hours



THE KENYA NATIONAL EXAMINATIONS COUNCIL

DIPLOMA IN FASHION DESIGN AND CLOTHING TECHNOLOGY

MODULE II

PATTERN CONSTRUCTION II AND GRADING TECHNIQUES I PRACTICAL

4 hours

INSTRUCTIONS TO CANDIDATES

1. *You should have the following items for this examination:*

- (i) $\frac{1}{4}$ scale ruler/square;
- (ii) pencil (H) and eraser;
- (iii) 30 cm ruler;
- (iv) French curves;
- (v) sheets of white photocopying paper (size A4);
- (vi) a pair of paper scissors;
- (vii) glue/sellotape;
- (viii) paper pins;
- (ix) tracing wheel;
- (x) tracing paper;
- (xi) calculator.

2. *All stages of pattern development must be clearly shown.*

3. *All measurements used at all grading points must be indicated.*

This paper consists of 4 printed pages.

Candidates should check the question paper to ascertain that all the pages are printed as indicated and that no questions are missing.

TASKS

1. Using the measurements provided, draft the close fitting bodice block. (36 marks)

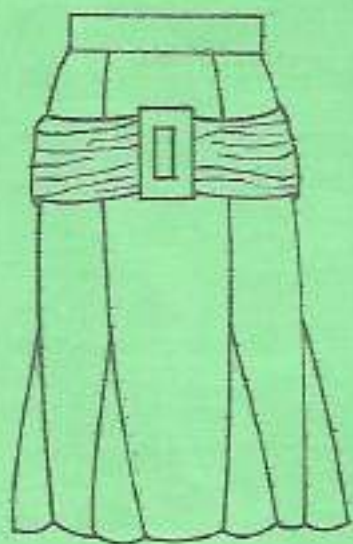
Measurements

Bust	92 cm
Nape to waist	41.5 cm
Waist to hip	20.9 cm
Arm scye depth	21.5 cm
Neck size	38 cm
Shoulder	12.5 cm
Back width	35.4 cm
Chest	33.6 cm
Dart	7 cm
Front shoulder to waist	41.5 cm

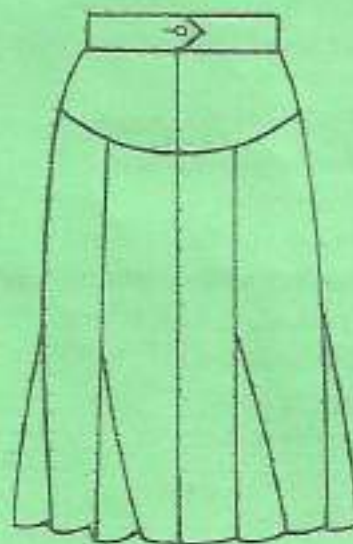
$\frac{92}{4} = 23$
 $\frac{38}{4} = 9.5$

2. Trace out the skirt blocks provided and develop final patterns for the skirt style sketched below. (64 marks)

Godet Height = 30 cm
Waist = 72 cm

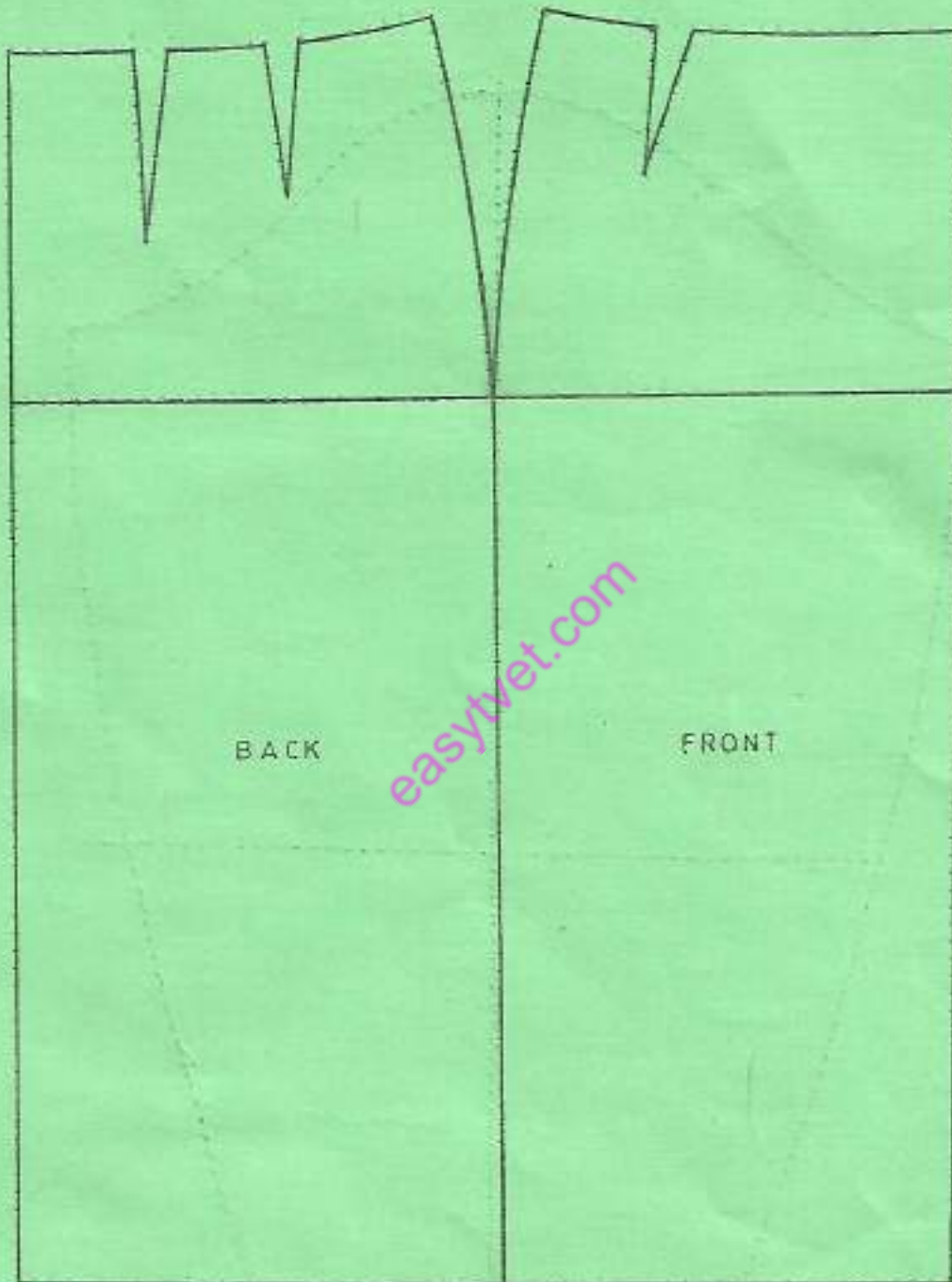


FRONT VIEW



BACK VIEW

SKIRT BLOCKS




3. Trace out the shirt sleeve provided and grade one size down.

(20 marks)

0.45
33

SHIRT SLEEVE



THIS IS THE LAST PRINTED PAGE.