

1801/202  
GARMENT CUTTING AND MAKING THEORY  
PATTERN DRAFTING II AND GRADING I  
Oct./Nov. 2018  
Time: 4 hours



THE KENYA NATIONAL EXAMINATIONS COUNCIL

**CRAFT CERTIFICATE IN FASHION DESIGN AND GARMENT  
MAKING TECHNOLOGY**

**MODULE II**

GARMENT CUTTING AND MAKING THEORY  
PATTERN DRAFTING II AND GRADING I

4 hours

**INSTRUCTIONS TO CANDIDATES**

*You should have the following items for this examination:*

- |  |                                 |
|--|---------------------------------|
| (i) Plain A-4 photocopying paper       | (vii) A pair of paper scissors. |
| (ii) $\frac{1}{4}$ scale ruler/square. | (viii) Paper pins.              |
| (iii) Set square                       | (ix) 2H and HB pencils.         |
| (iv) French curves.                    | (x) Tracing wheel               |
| (v) Eraser.                            | (xi) 30 cm ruler.               |
| (vi) Cellotape/glue.                   | (xi) Answer booklet.            |

*This paper consists of **THREE** sections: A, B and C.*

*Answer **ONE** question in section A and **ONE** question in section B in the answer booklet provided.*

*Attempt **ALL** the questions in section C.*

*Candidates should answer all questions in English.*

**This paper consists of 5 printed pages.**

**Candidates should check the question paper to make sure that  
all the pages are printed as indicated and that no questions are missing.**



**SECTION A: GARMENT CUTTING THEORY (20 marks)**

*Answer only ONE question from this section.*

1. (a) Outline **four** causes of cuts in a workshop. (4 marks)
- (b) Highlight **three** workshop rules related to protective clothing. (3 marks)
- (c) Identify **five** instructions found on final patterns. (5 marks)
- (d) Explain **four** uses of work tickets in a cutting room. (8 marks)
2. (a) Outline **four** advantages of drills in transferring pattern marks. (4 marks)
- (b) Explain **two** factors to consider when developing patterns for trimmings. (4 marks)
- (c) Explain **four** ways of ensuring the safety of special machines. (8 marks)
- (d) Describe the **two** main methods of spreading fabrics. (4 marks)

**SECTION B: GARMENT MAKING THEORY (20 marks)**

*Answer only ONE question from this section.*

3. (a) Identify **three** categories of each of the following parts of a garment:
- (i) pockets; (1  $\frac{1}{2}$  marks)
- (ii) collars. (1  $\frac{1}{2}$  marks)
- (b) Describe **three** ways of servicing a sewing machine. (6 marks)
- (c) Outline **five** processes involved in finishing a garment. (5 marks)
- (d) Explain **three** aims of controlling fullness in garments. (6 marks)
4. (a) Outline the procedure of assembling and making up of a pair of shorts with the following features:
- mock fly opening;
  - side pockets;
  - machined hem;
  - elasticised waistband.
- (12 marks)
- (b) Outline **five** factors which can affect the strength of a seam. (5 marks)
- (c) Highlight **three** factors which influence the choice of hand needles. (3 marks)



SECTION C: PATTERN DRAFTING II AND GRADING (80 marks)

Answer ALL the questions in this section.

5. Using the bodice blocks and the measurements provided, produce final patterns for the garment style sketched below.

NB:

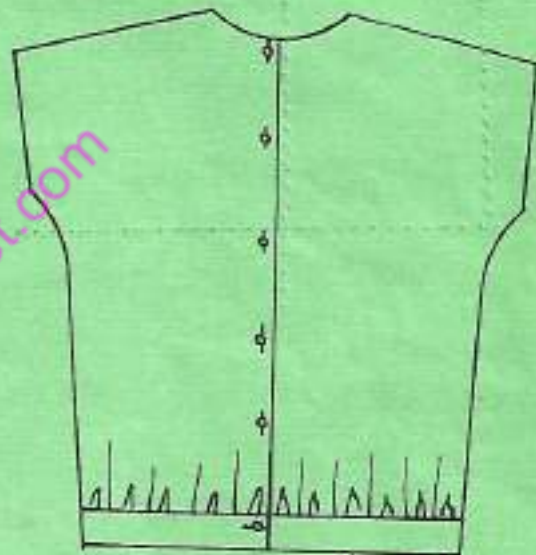
- All facings are separate;
- Omit all seam and hem allowances.

Measurements

Bodice length	-	54 cm
Waist measurement	-	72 cm
Waist band width	-	4 cm

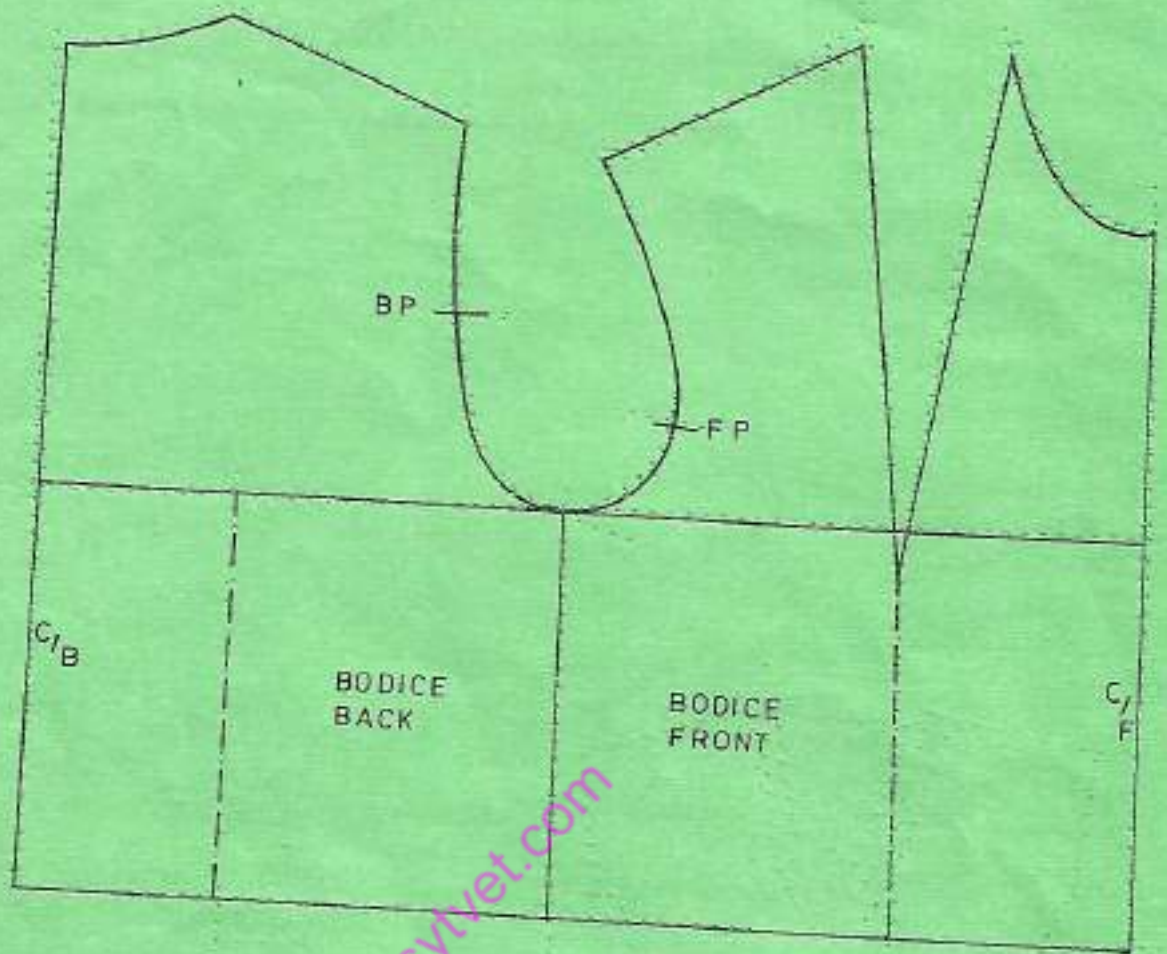


FRONT VIEW



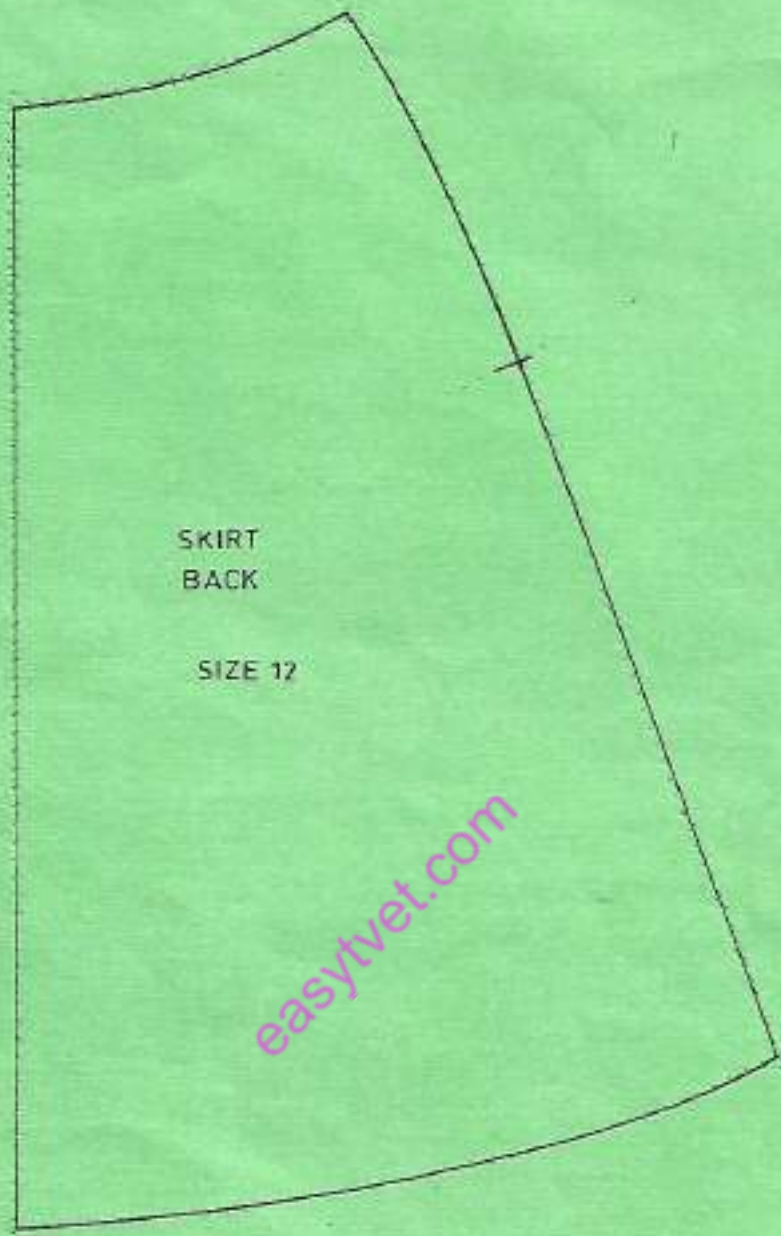
BACK VIEW

BODICE BLOCK





6. Trace out the skirt block provided and grade it one size up.



**THIS IS THE LAST PRINTED PAGE.**