

073206T4CEN

CIVIL ENGINEERING LEVEL 6

CON/OS/CET/CR/03/6/A

Design Basic Pavement Structures

March/April 2025



**TVET CURRICULUM DEVELOPMENT, ASSESSMENT AND CERTIFICATION
COUNCIL (TVET CDACC)**

PRACTICAL ASSESSMENT

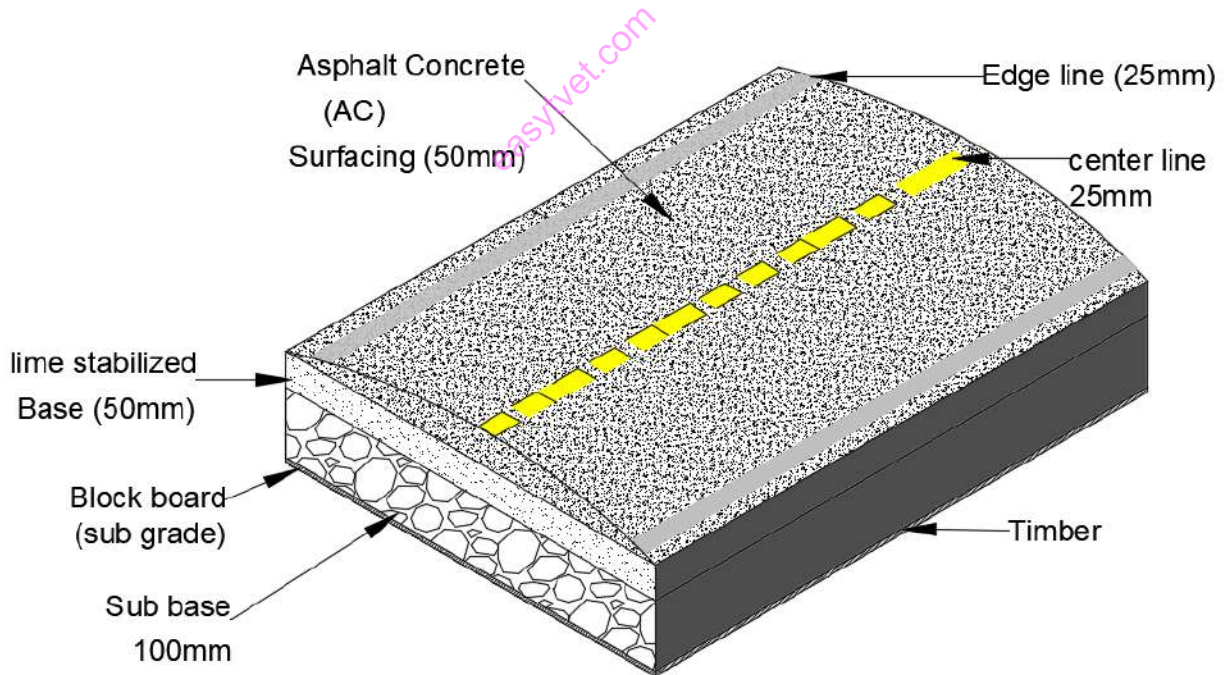
Time: 4 HOURS

INSTRUCTIONS TO CANDIDATE:

1. Drawing 1, 2 and 3 shows a model, plan, and x-x section of a section of a pavement. You are required to perform the following tasks;
 - i. Assemble timber pieces on the block board that serves as a subgrade.
 - ii. Lay and compact subbase, base and surfacing
 - iii. Mark 25mm (width) dotted center line and continuous edge lines on the surfacing

2. You have been provided with the following resources for the practical tasks:

Tools and Equipment	Materials
<ul style="list-style-type: none"> • Stamper • Tape measure • Weighing balance • Nails • Hammer • Watering can • Paint brush 	<ul style="list-style-type: none"> • Gravel (Marram) • Blockboard • Asphalt concrete (AC) • Timber • White paint • Yellow paint • Paint brush • Lime • Water



3D MODEL

FIGURE 1

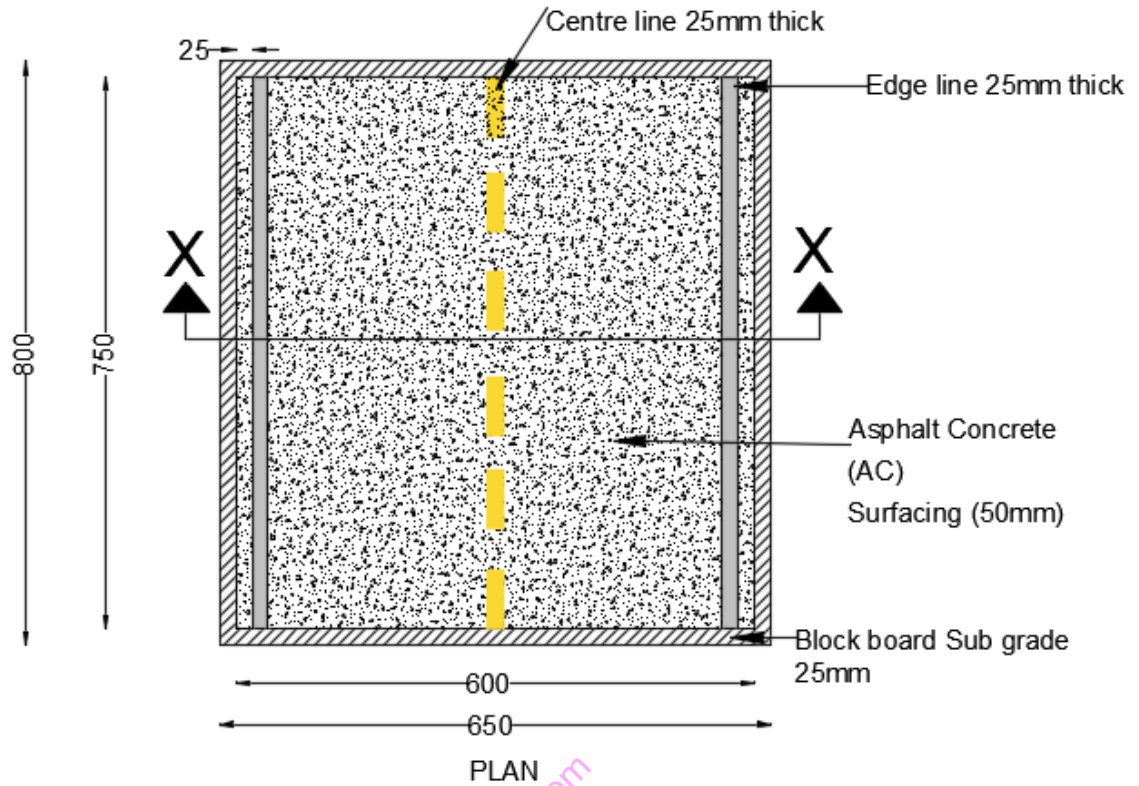


FIGURE 2

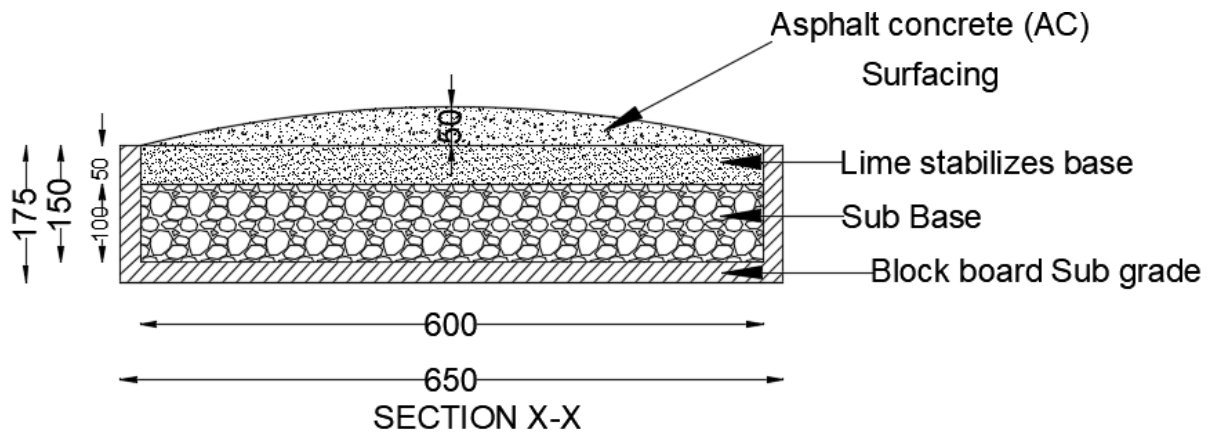


FIGURE 3